













# SUMAMOS SÍLABAS FINALES


Trabajamos la conciencia silábica


































2



# INSTRUCCIONES

**OBJETIVO GENERAL :** Mejorar o desarrollar la conciencia silábica.

**OBJETIVO ESPECÍFICO :** Identificar la sílaba final de dos palabras y sumarlas para formar una nueva palabra.

## DESARROLLO DE LA ACTIVIDAD:

Se le muestra al niño/a una palabra representada mediante un pictograma o imagen y debajo de esta aparecen otra serie de palabras representadas también por pictogramas o imágenes y unos recuadros en blanco. En los documentos anexos encontraremos las palabras para recortar de cada una de las plantillas. Para facilitar el trabajo con ellas cada plantilla y sus tarjetas se asocian a un color diferente.

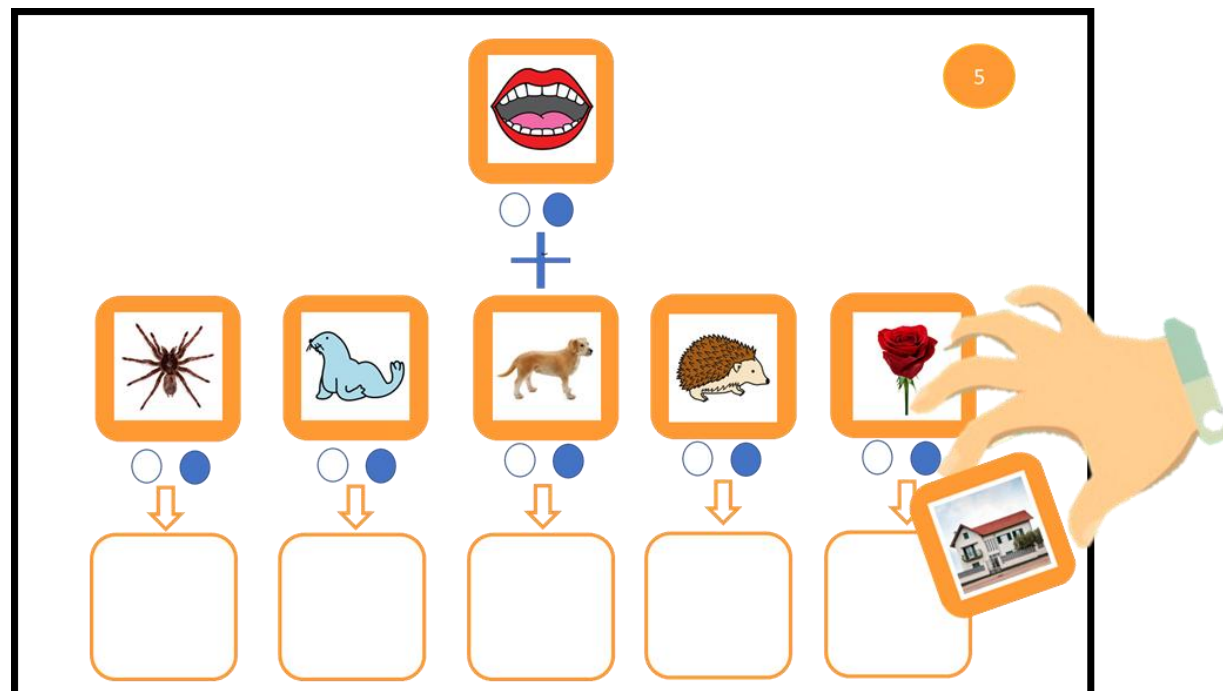
La actividad consistirá en que el niño/a deberá identificar la sílaba final de la imagen superior y la sílaba final de cada una de las imágenes inferiores y sumará las sílabas para formar la nuevas palabras que irán colocando sobre los recuadros en blanco correspondientes por ejemplo **mono + toro = moto**.



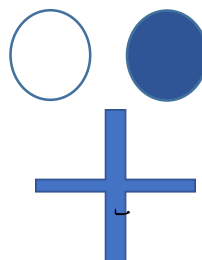
**Para realizar esta actividad los niños/as deberán ser capaces de identificar sílaba inicial.**

Recomendamos al maestro/a que antes de hacer las actividades con los niños/as lea las palabras usadas para conocerlas bien, ya que en ocasiones algunos pictogramas pueden crear confusión.




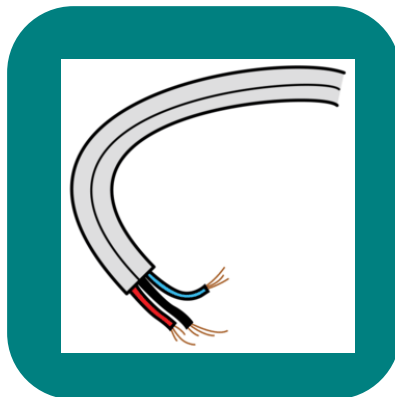


## PALABRAS USADAS :

- 1 Casa + campo – abanico – cable – azúcar – beber :  
**Sapo – saco – sable – sacar – saber.**
- 2 Tapa + loro – chapa – ala – patata – zapato:  
**Palo – papá – pala – pata – pato .**
- 3 Cama + enano – abuelo – lima – copa – casa:  
**Mano – Malo – mamá – mapa – masa.**
- 4 Guitarra + camiseta – goma – cubo – zumo - magdalena:  
**Rata – Rama – Rabo – Ramo – Rana.**
- 5 Comba + talón – paño – pala - rata - escarabajo:  
**Balón – baño – bala – bata - bajo.**
- 6 Moco + dado – lomo – mono – oro – oso:  
Codo – como – cono – coro - coso
- 7 Mamá + mono – polo – ala – capa - lago:  
**Mano – malo – masa – mapa - mago.**
- 8 Carro + bolsa – capa – baloncesto - ojo - yoyó:  
**Roca – ropa – roto – rojo - rollo.**
- 9 Maleta + escalón – cala – balcón – Japón - cuchillo:  
**Talón – tala - tacón – tapón - tallo.**
- 10 Camisa + refresco – pantalón – pescar – cable - topo:  
**Saco – salón – sacar – sable - sapo.**












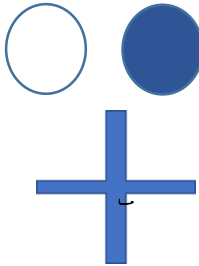


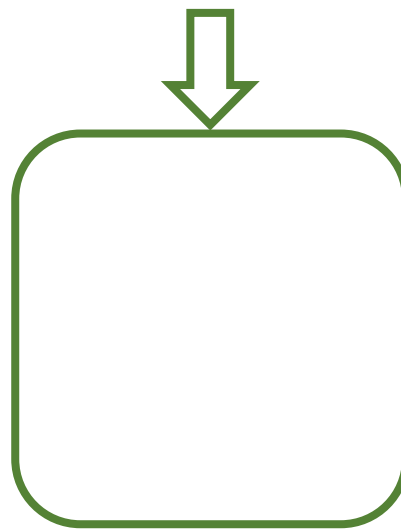

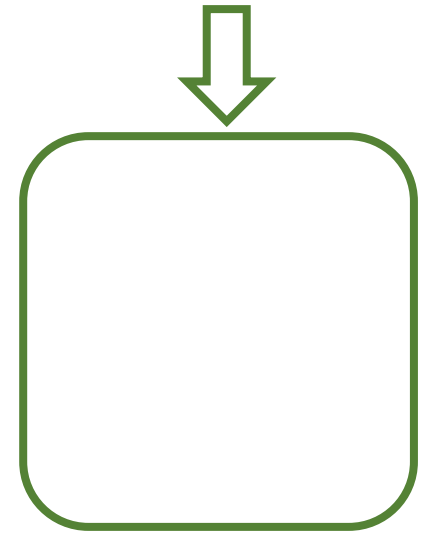
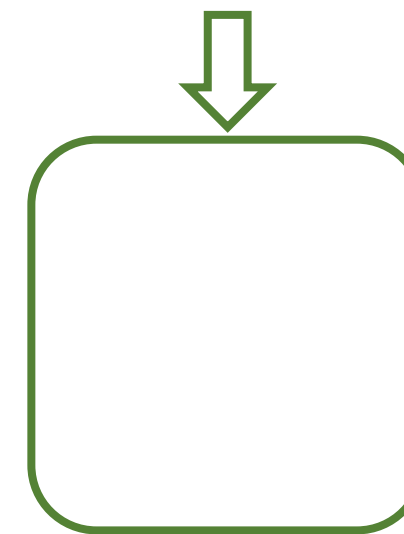
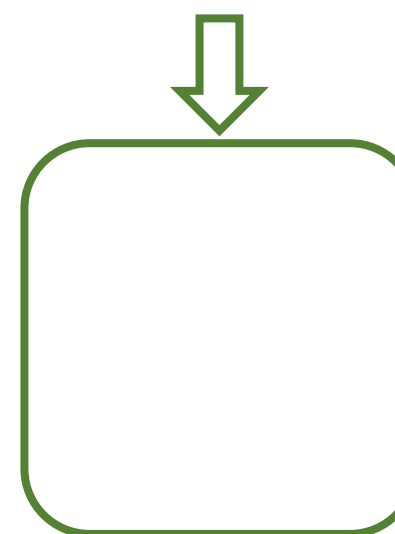
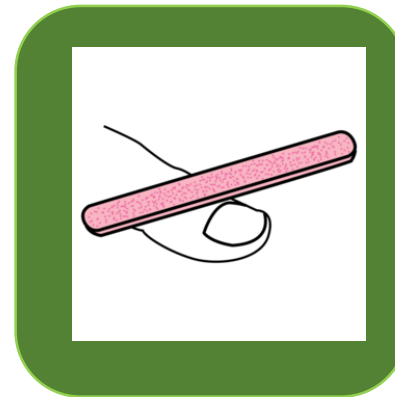



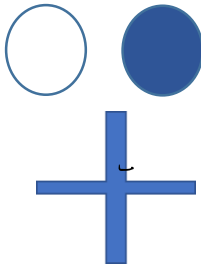
Belinda Haro Castilla



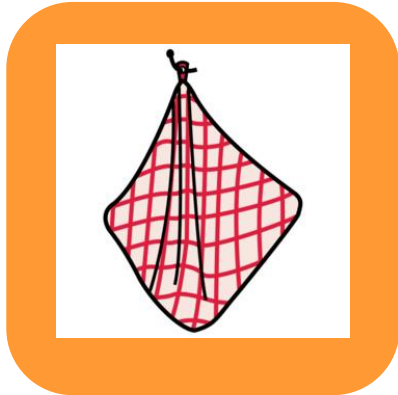
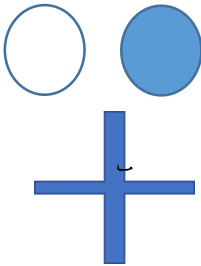











Leticia Aguilera Vela











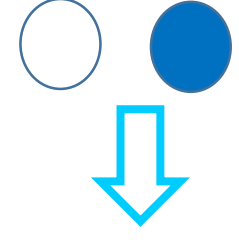


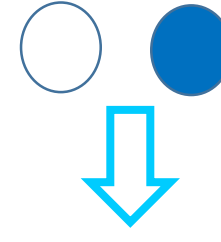

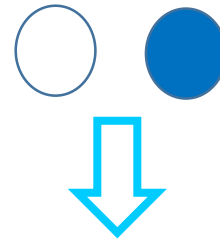

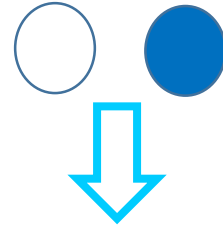

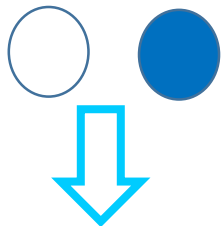








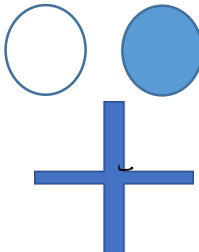










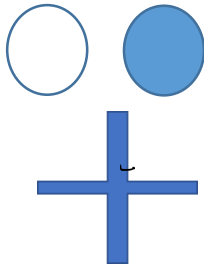



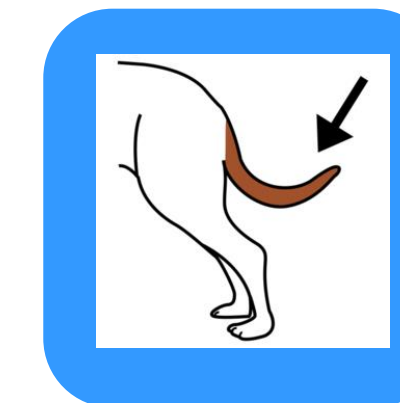


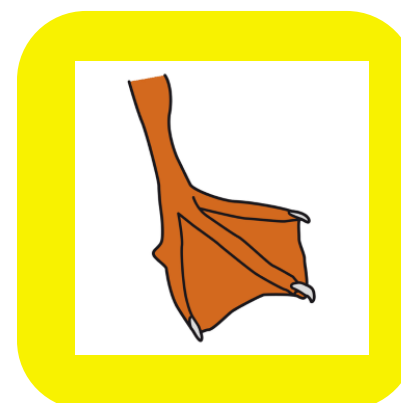






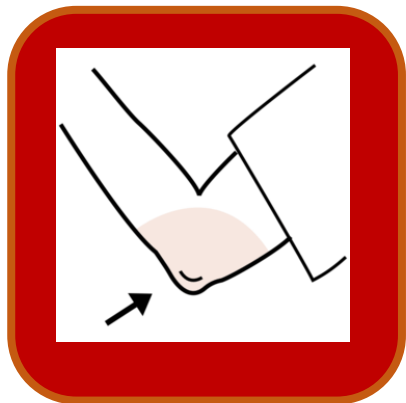





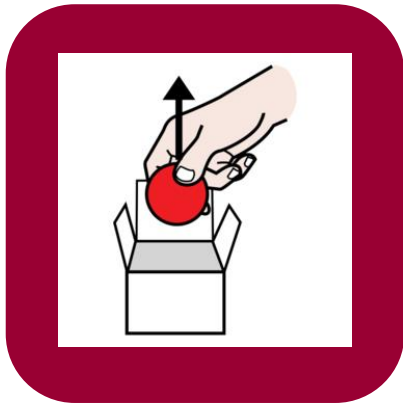
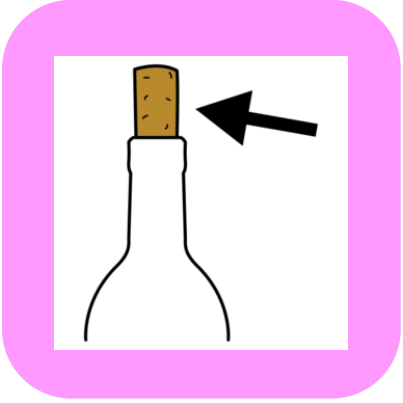












## Imágenes y pictogramas

Autores/as posiciones fonemas: Comunicar\_Nos

*No se permite un uso comercial de la obra original ni de las posibles obras derivadas, la distribución de las cuales se debe hacer con una licencia igual a la que regula la obra original. Registradas bajo licencia.*



**Autor pictogramas:** Sergio Palao

- **Procedencia:** ARASAAC (<http://arasaac.org>)
- **Licencia:** CC (BY-NC-SA)
- **Propiedad:** Gobierno de Aragón

Hola.  
#Soyvisual



<https://www.soyvisual.org/>

## Otras Imágenes y pictogramas:



[www.freepik.es](http://www.freepik.es)

[www.pixabay.com](http://www.pixabay.com)

*No se permite un uso comercial de la obra original ni de las posibles obras derivadas, la distribución de las cuales se debe hacer con una licencia igual a la que regula la obra original.*

## Realiza y produce

### Coordina:

Belinda Haro Castilla



<http://siembraestrellas.blogspot.com.es/>



@siembraestrellas

### Integrantes del equipo de trabajo:

- Rosario Porcel Bueno
- María Villaescusa Jiménez
- Virginia Mansilla Rodríguez
- Patricia González Núñez
- Mariana Martín Castillo
- M<sup>a</sup> Victoria Ropero López
- María Blanco Casillas
- Leticia Aguilera Vela
- Ana Isabel Montes Castillo
- Cristina García Rodríguez
- Irene Ocaña Castillo
- Virginia Aragón Jiménez
- Luisa Jiménez de la Blanca
- María Jesús Fernández Rojas
- Ángela Salvador Ruíz.



[comunicarnosayl@gmail.com](mailto:comunicarnosayl@gmail.com)



@comunicarnosayl

*Gracias por compartir*