

PALABRAS QUE RIMAN

Trabajamos la rima de palabras



INSTRUCCIONES

OBJETIVO GENERAL:

Mejorar o desarrollar la identificación de palabras que riman.


OBJETIVO ESPECÍFICO : Identificar palabras que riman con otra.

DESARROLLO DE LA ACTIVIDAD:

Se le presentan al niño/a en la columna de la izquierda cinco palabras y a su derecha un cuadrado en blanco para colocar otra imagen. En los documentos anexos aparecen las palabras para recortar de cada una de las plantillas. Para facilitar el trabajo con ellas, cada plantilla y sus tarjetas se asocian a un color diferente. La actividad consiste en nombrar las palabras que aparecen y buscar entre las tarjetas la que rima con ésta. Se recomienda, en etapas iniciales, que el maestro/a proporcione modelo haciendo más énfasis en la parte final de la palabra en su pronunciación, para ayudar al niño a captar esa rima, esos sonidos que coinciden en ambas palabras.

Una vez detectada la palabra que rima, el niño/a deberá colocarla al lado de la otra palabra con la que rima.

Recomendamos al maestro/a que antes de hacer las actividades con los niños/as lea las palabras usadas para conocerlas bien, ya que en ocasiones algunos pictogramas pueden confundirnos.












VARIANTES:







1. Inventar una frase con las palabras
2. Inventar una frase con las dos palabras que riman
3. Pensar en otras palabras que conozcan que puedan rimar con éstas.
4. Pragmática: qué es, para qué sirve..












PALABRAS USADAS :







- 1 melón – limón, ventana – campana , lata – rata, mesa – fresa , gato – pato
- 2 bicicleta – galleta, bocadillo – amarillo, calabaza – taza, pelota – bota, cocina – gallina
- 3 bombilla – silla, hueso – queso, gusano – mano, raqueta – trompeta, jabón – avión
- 4 rojo – ojo, oveja – oreja, luna – cuna, foca – boca, rosa – mariposa
- 5 vaca – caca, manzana – rana, caracol – sol, oreja- abeja, sombrilla - zapatilla
- 6 coco – moco, camión – jamón, pirata – patata , cohete – chupete , rodilla - tortilla
- 7 toro – loro, espejo – conejo, botón – ratón , martillo – castillo, araña – montaña
- 8 cola – ola, tomate – chocolate, trompeta – galleta, dado – helado, vela – abuela
- 9 niña – piña, sopa – ropa, rama – cama, bala – pala, león -bombón


























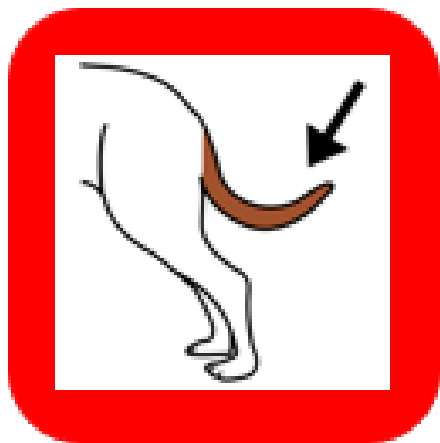






























Imágenes y pictogramas

Autora posiciones fonemas: Carolina López Hita

Procedencia: <http://unmundopordescubriral.blogspot.com.es/>

Licencia:CC (BY-NC-SA)



Autor pictogramas: Sergio Palao

• Procedencia: ARASAAC (<http://arasaac.org>)

• Licencia: CC (BY-NC-SA)

• Propiedad: Gobierno de Aragón

Hola
#Soyvisual



<https://www.soyvisual.org/>

Otras Imágenes y pictogramas:



www.freepik.es

www.pixabay.com

No se permite un uso comercial de la obra original ni de las posibles obras derivadas, la distribución de las cuales se debe hacer con una licencia igual a la que regula la obra original.

Realiza y produce

Coordina: Belinda Haro Castilla

 <http://siembraestrellas.blogspot.com.es/>

  @siembraestrellas

Integrantes del equipo de trabajo:

 comunicarnosayl@gmail.com
  @comunicarnosayl

- Rosario Porcel Bueno
- María Villaescusa Jiménez
- Virginia Mansilla Rodríguez
- Patricia González Núñez
- Mariana Martín Castillo
- M^a Victoria Ropero López
- María Blanco Caellas
- Leticia Agullera Vela
- Ana Isabel Montes Castillo
- Cristina García Rodríguez
- Irene Ocaña Castillo
- Virginia Aragón Jiménez
- Luisa Jiménez de la Blanca
- María Jesús Fernández Rojas
- Ángela Salvador Ruiz.

Gracias por compartir