



# Los colores.

## 3. Cortar y pegar.

Actividad donde se recortan todas las fotografías y el niño debe colocarlas en la ficha del color correspondiente.

















Pega lo que es  
de color **amarillo**





Pega lo que es  
de color **azul**



Pega lo que es  
de color **blanco**





Pega lo que es  
de color **gris**









Pega lo que es  
de color **marrón**





Pega lo que es  
de color **morado**





Pega lo que es  
de color **naranja**





Pega lo que es  
de color **negro**



Pega lo que es  
de color **rojo**



Pega lo que es  
de color **rosa**



Pega lo que es  
de color **verde**

